

Track System Specification

# MT11NK-13

— MicroTrack T1 series

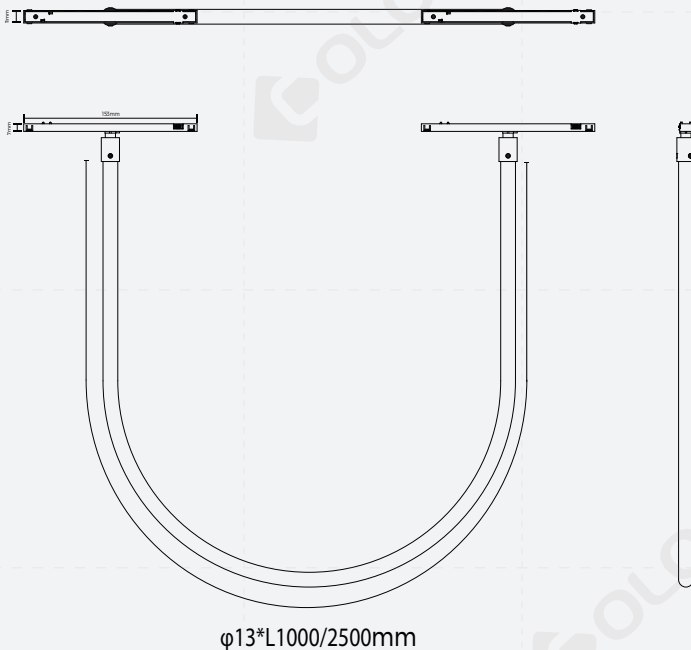


## ◎ Basic Parameters

- Material: AL6063, spraying surface
- Coating: Matte Black (RAL9005)
- Size:  $\Phi 13 \times 1000\text{mm}$  /  $\Phi 13 \times 2500\text{mm}$
- IP grade: IP20
- CCT: 2700K, 3000K, 4000K optional
- CRI: 90
- SDCM: <5 Step
- Beam angle:  $360^\circ$
- Light efficiency: 50 LM/W, 50 LM/W
- Input voltage: DC48V
- Lighting direction: Downward
- Dimming method: Non-dimming, DALI-2, Tuya Bluetooth, CASAMBI
- Application: Indoor
- Certification: CE, UKCA, ROHS, Reach
- Warranty: 5 years



## ◎ Product mechanical data



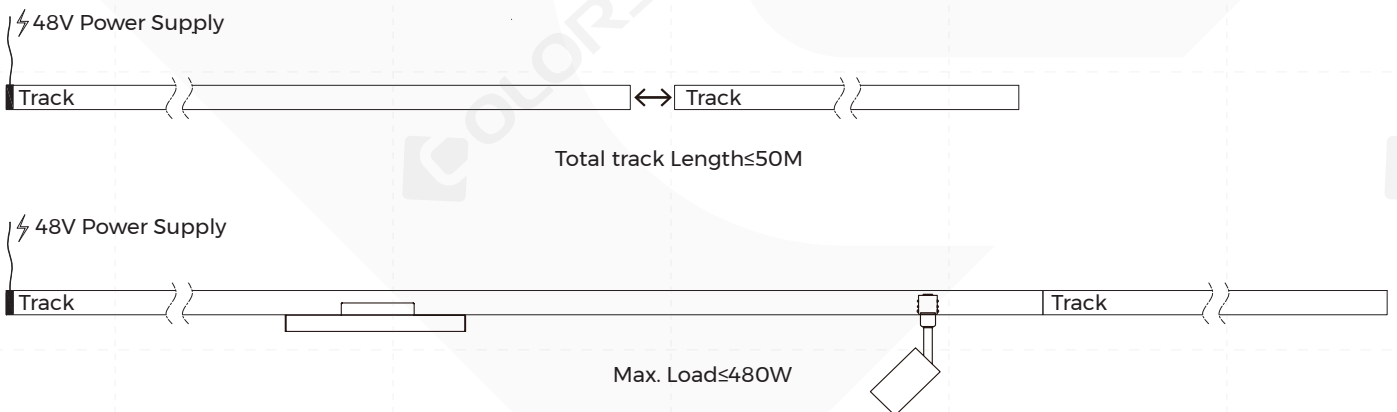
## © Luminaire Parameters

Version	Model	Length	Input Voltage (V)	Max. Current (A)	Type Power (W)	Max. Power (W)	CRI	Beam Angle	CCT	Lumen (LM)
Normal	MT11NK-13	1000mm	48VDC	0.183	8.0	8.8	>90	360°	2700K	385
									3000K	400
									4000K	425
Normal	MT11NK-13	2500mm	48VDC	0.413	18.0	19.8	>90	360°	2700K	965
									3000K	900
									4000K	960

Note:

1. The output data is based on the testing result of Ra90,3000k luminaires;
2. The tolerance of output data can be vary up to 10%;
3. The output data is typical value.

### [Points to note]













Supplementary power supplies are needed beside the Spotlights module / Decorative module / Linear modular under below one conditions:

1. Load >480W on the track
2. Total track length >50M

## ©Accessories Information

Picture	Name	Model
	Trimless recessed track (13mm gypsum board)	TLS-MT11-RX0
	Ceiling track	TLS-MT11-SX0
	Pendant track	TLS-MT11-HX0
	Pendant track	TLS-MT11-SRX0
	φ1000mm 90° Ceiling curve track	TLS-MS111090
	Rail energization box	TLS-MT1101
	Horizontal corner power-on connectors	TLS-MT1102
	Flexible energized connectors	TLS-MT1103
	Rail energized connectors	TLS-MT1104
	Pendant accessory	TLS-MT1105
	Rail connectors	TLS-MT1106
	End caps	TLS-MT11-R-EC
	End caps	TLS-MT11-S-EC
	End caps	TLS-MT11-H-EC

Picture	Name	Model
	End caps	TLS-MT11-SR-EC
	L-shaped (Inward)	MT11-L90N-MS11
	L-shaped (Downward)	MT11-L90-MS11
	L-shaped (Inward)	MT11-L90N-MR11
	L-shaped (Downward)	MT11-L90-MR11
	L-shaped (Inward)	MT11-L90N-MH11
	L-shaped (Downward)	MT11-L90-MH11
	L-shaped (Downward)	MT11-L90-MSR11
	48V Constant Voltage Power supply(external)	BN-V48-XXXP
	48V Constant Voltage Power supply(build-in)	LV100W48CG MICRO

Note:

- 1,Please refer to the accessory list table for detailed parameters.
- 2,Different tracks need to be used with corresponding accessories

## ◎Packing

Model	Size (mm/box)	Quantity /box	Quantity /carton	NW (kg/box)	NW (kg/carton)	GW (kg)	Size (mm/carton)
TLS-MT11NK131000- / XXX		1	5	0.19	0.95	1.91	350*350*150 [13.78"*13.78"*5.91"]
TLS-MT11NK132500- / XXX		1	5	0.47	2.35	3.35	350*350*150 [13.78"*13.78"*5.91"]

## ◎Model Code

TLS	-	M	T	11	N	K	251000	-	08	90	40	FF	-	N	B	B	
System TLS: Track Light System		Series M: Magnetic Module	Installation T: Track	Track Size 11: 11mm	Type N: Neon	Nature K: Flexible Tube	Length 131000: $\phi$ 13x1000mm 132500: $\phi$ 13x2500mm		Type Power 08: 8W 18: 18W	CRI 90: Ra>90	CCT 27: 2700K 30: 3000K 40: 4000K	Beam angle Fl: 360°		Dimming Method N: Non-Dimming D: 1-10V Dimming A: DALI Dimming X: No Power	Color B: Black		Inner Ring Color B: Black

## ◎Attentions

- 1、 Non-professionals are prohibited from installing, disassembling and repairing the product.
- 2、 Avoid scratching, distortion and irregular bending of the product during installation; otherwise it may cause irreparable damage to the product.
- 3、 Please use professional cutting tools when cutting
- 4、 Do not use any acid or alkaline adhesive to fix products
- 5、 The product is only suitable for indoor dry places, can not be used in outdoor, seaside or wet environment.
- 6、 PC features: Each 10°C rise or drop will make diffuser extend or shrink 0.8mm/m, please confirm before processing and use